



Fusion Contract Series Extra Deep Wall Cabinets

A range of cost effective wall boxes specifically designed for ease of installation.

Available in 4 popular sizes 6U – 15U.
Supplied as standard in Black.

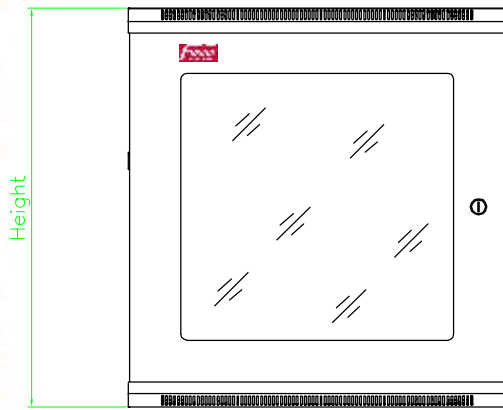
Size: 600mm wide x 600mm deep



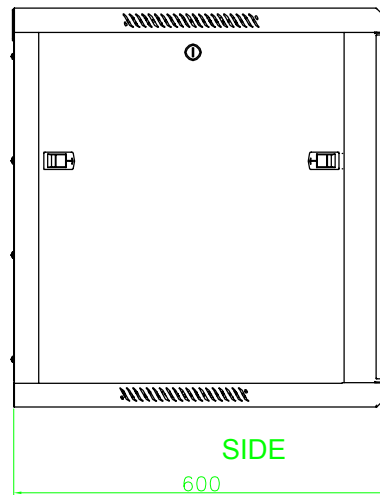
Features:

- 1.2mm welded steel construction
- Reversible reinforced lockable glass door
- Removable quick-release 'lift-out' lockable side panels
- Fully adjustable front and rear profiles
- Gland plate with knock-outs top and bottom
- One 100 x 50mm and one 50 x 50mm trunking knock-out
- Two 25mm conduit knock-outs
- One 370 x 55mm cable access strip plate
- Wall mounting plate
- 3 pairs of keys

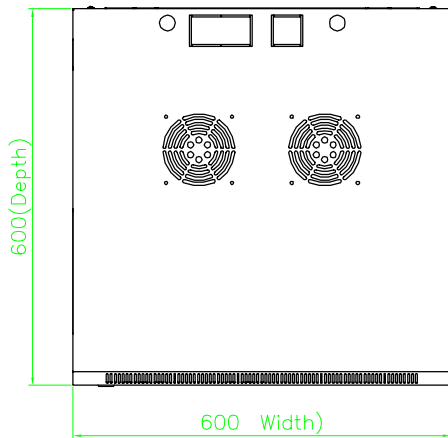
Dimensions:



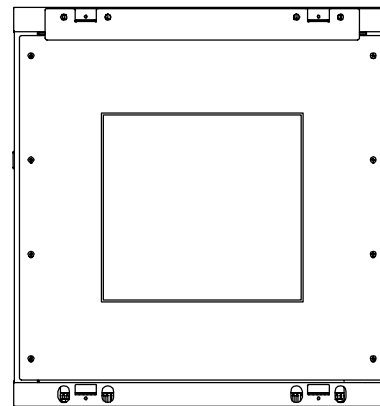
FRONT



SIDE



TOP



BACK

PART NO.	HEIGHT (U)	HEIGHT (MM)	WIDTH	DEPTH	CAPACITY	WEIGHT
T82-4241	6U	370MM	600MM	600MM	60KG	20KG
T82-4242	9U	500MM	600MM	600MM	60KG	24KG
T82-4243	12U	635MM	600MM	600MM	60KG	27KG
T82-4244	15U	770MM	600MM	600MM	60KG	31KG